



TH

5,5.24



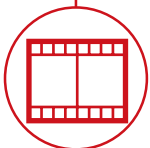
CONSTRUCTION



LOGISTICS



MINING &
QUARRYING



EVENTS AND
FILM

TH
5,5.24



CAB

Best-in-class
safety and visibility



PERFORMANCE

Unrivalled lifting
performance



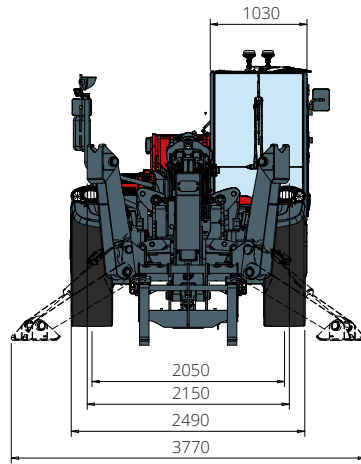
LOAD LIVE DIAGRAM

Three real-time dynamic
load charts

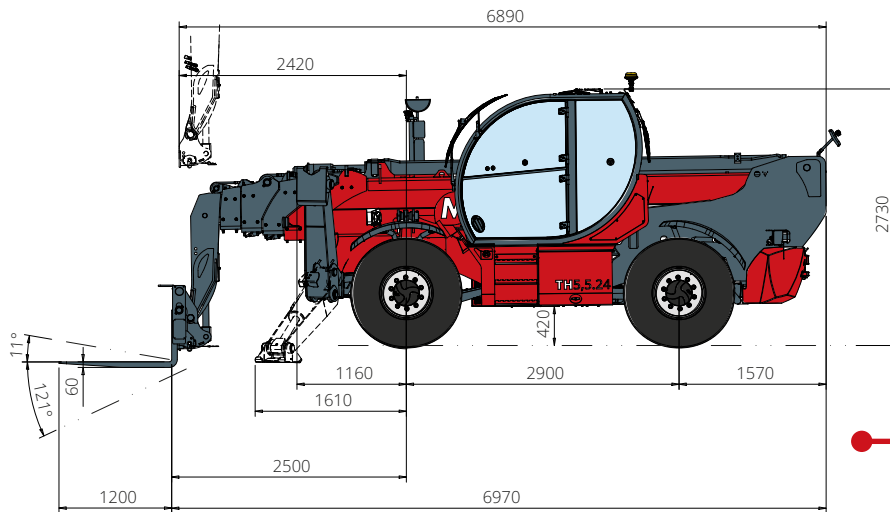
TH

5,5.24

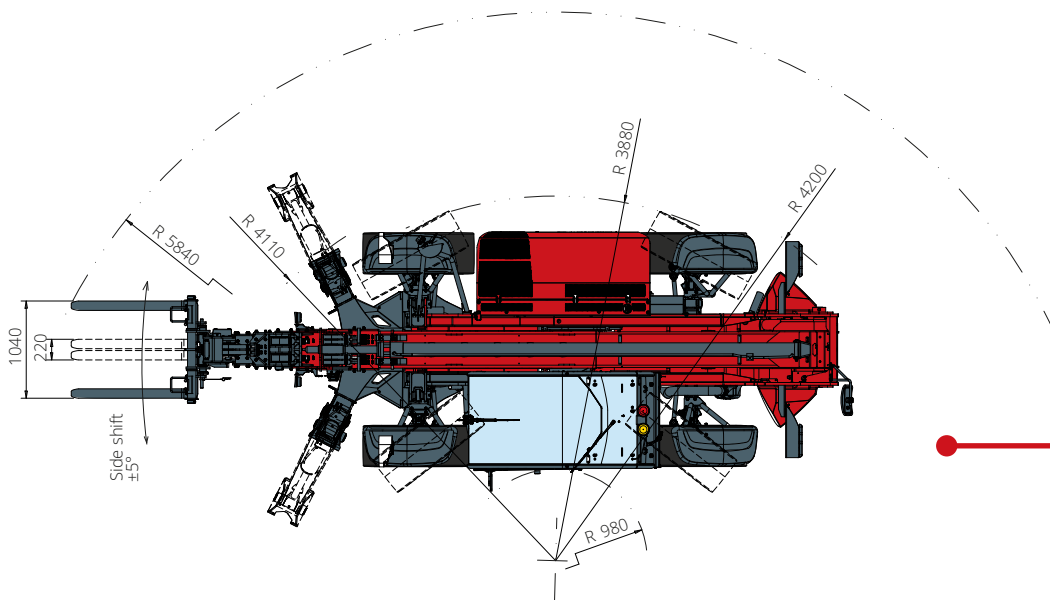
DIMENSIONS (mm)



FRONT
view



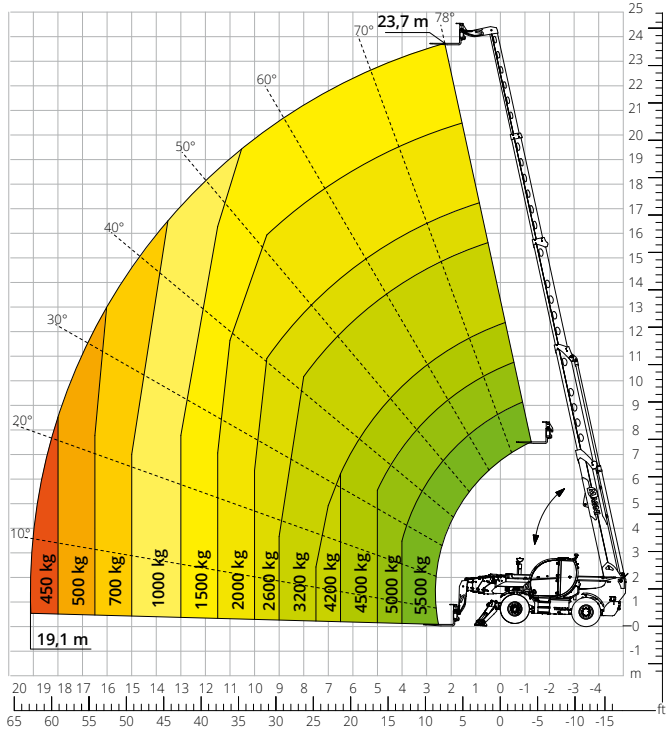
SIDE
view



TOP
view

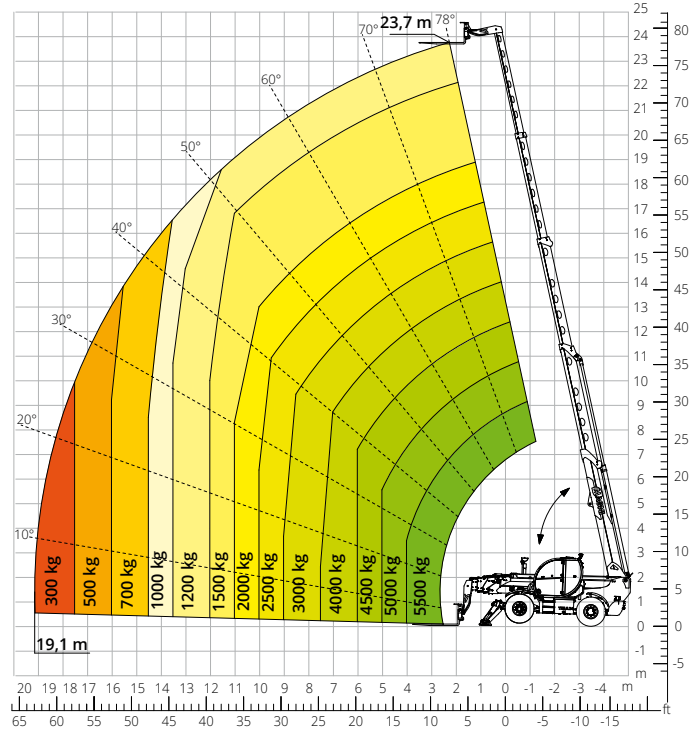
Load chart with
FULLY EXTENDED STABILISERS (360°)

ATT-03-039



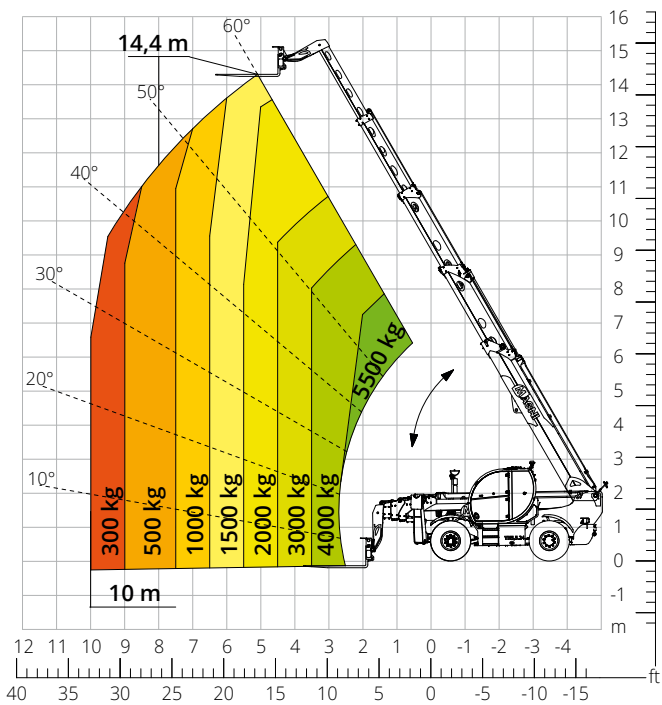
Load chart with
FULLY EXTENDED STABILISERS (360°)

ATT-03-048



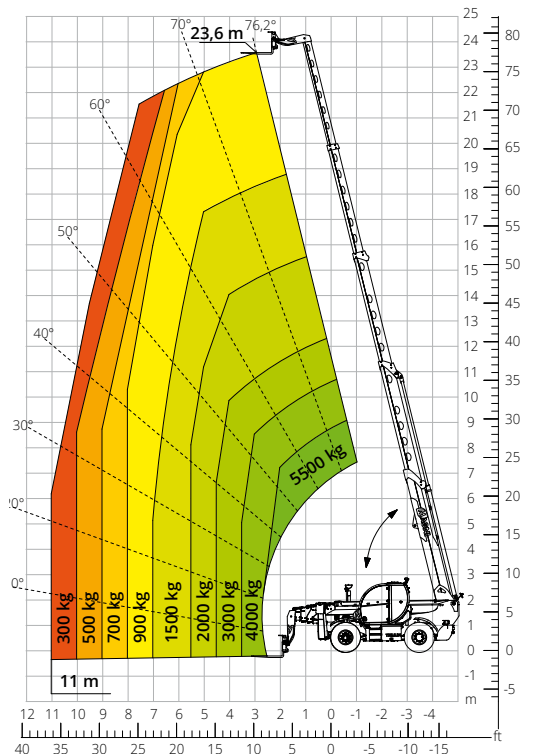
Load chart with
FRONT ATTACHMENT ON TYRES

ATT-03-048



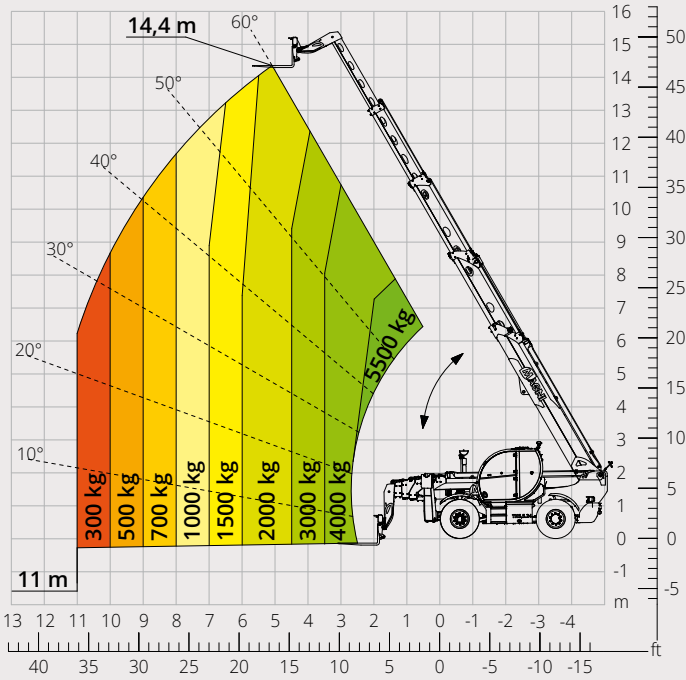
Load chart with
FORKS AND LOCKED AXLE

ATT-03-040



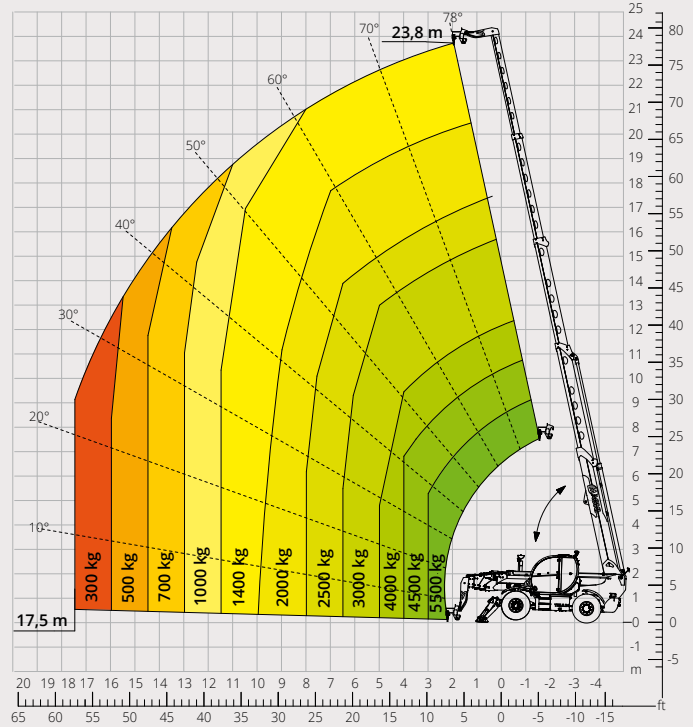
Load chart with
FORKS AND OSCILLATING AXLE

ATT-03-040



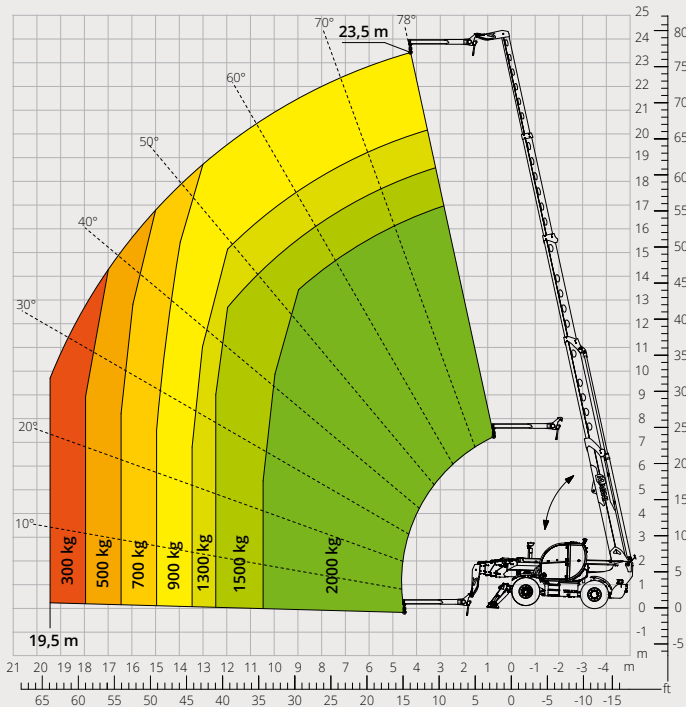
Load chart with
HOOK, 6,000 kg

ATT-05-001



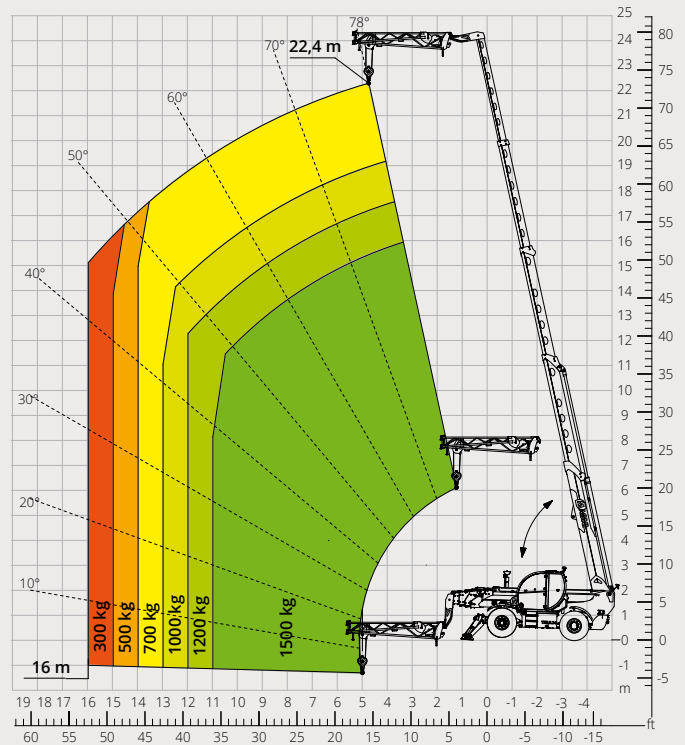
Load chart with
JIB, 2,000 kg

ATT-04-013



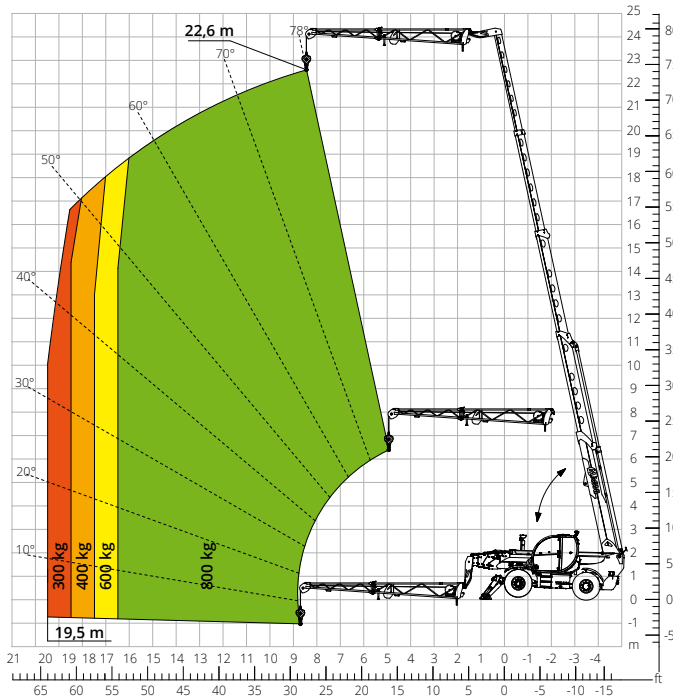
Load chart with
JIB WITH WINCH, 1,500 kg

ATT-04-011



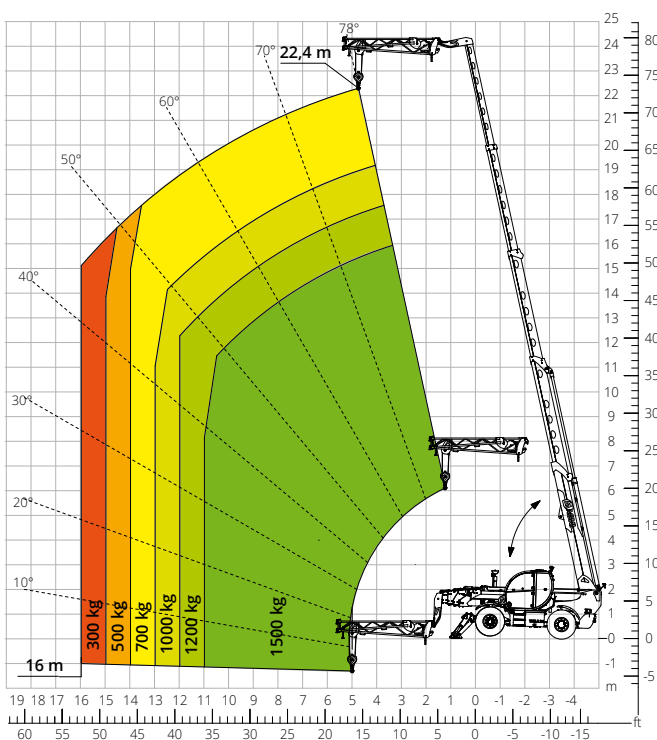
Load chart with
JIB WITH WINCH, 800 kg

ATT-04-005



Load chart with
**JIB WITH WINCH,
800 - 1,500 kg - CLOSED**

ATT-04-007



LATERAL SHIFTING SYSTEM

This telehandler is equipped with a lateral shifting system that permits to move sideways the rear part of the chassis and, with it, the telescopic boom relative to the longitudinal axis of the machine to correct the load position without the need to move the machine.

This system, in fact, allow a shifting of $\pm 5^\circ$ that corresponds to a shift of $\pm 1,5$ m with the boom completely extended, independently from which attachment is equipped.

Machine model	Telescopic handler	TH 5,5,24	
	Maximum lifting capacity	5.500 kg	
	Maximum lifting height	23.90 m	
	Maximum reach	17.40 m	
Stabilizer	Type	Pivoting Stabilizer	
	Model	Deutz TCD 3,6 L4 Stage V	Deutz TCD 3,6 L4 Stage IIIA
Engine	Rated power	100 kW (136 hp) @ 2,200 rpm	
	Maximum torque	500 Nm a 1,600 rpm	
	Displacement	3,620 cm ³	
	Cylinders	4 in line	
	Engine configuration	Diesel direct injection turbocharged	
	Cooling system	Water - intercooler	
Transmission	Type	Hydrostatic	
	Maximum pressure	500 bar	
	Gear box	Dropbox, 2 speeds forward-reverse	
Axles and brakes	Type	Axles with planetary gearboxes	
	Front axle	Oscillating and steering with levelling +/- 8°	
	Rear axle	Oscillating and steering with hydraulic locking	
	No. of steering wheels	4WS	
	Steering mode	Frontal/Concentric/Crab	
	Service brake	Hydraulically operated wet multi-disk brakes on each axle	
	Parking brake	Spring applied hydraulic release Multi-disk brake (S.A.H.R.)	
	Tyres dimensions	445/65 R22.5	
Performance	Max. travel speed	40 km/h	
	Drawbar pull	68 kN	
	Maximum mass towable on hook	3,100 kg	
	Gradeability	44 %	
Weights	Turning radius (end of forks)	5,840 mm	
	Total unladen*	16,100 kg	
	Front axle unladen (boom retracted and lowered)*	6,700 kg	
	Rear axle unladen (boom retracted and lowered)*	9,400 kg	
Tank and system capacities	Fuel tank	150 l	
	AdBlue	10 l	
	Hydraulic oil tank	140 l	
	Engine oil tank	9 l	
	Cooling liquid	20 l	
Hydraulic circuit for movements	Circuit type	Load sensing	
	Service pump	Variable displacement	
	Max. hydraulic flow rate	90 l/min	
	Max. boom head flow rate	75 l/min	
	Max. operating system pressure	350 bar	
	Controls for boom movements	SIL 2 Electro-proportional valve	
	Movements control	1 joystick Danfoss with FNR switch and dead man safety device - Management with CAN bus technology	
Standard met	2006/42/EC: EU Machinery Directive		
	2016/1628: EU Regulation on the emissions of stage V engines		
	EN 1459-X: Relating to standards on the safety requirements for variable reach machines		
	EN 280/EN 280-1/EN 280-2: standards relating to mobile elevating work platforms (if available)		
	ROPS/level 2 FOPS: relating to the standards for protective structures		

The data given in this brochure are provided for information purposes and are subject to change without prior notice.

All images are purely guideline and might not give an exact representation of the product.

*the stated weight refers to the vehicle unladen with standard equipment and may vary depending on the chosen configuration.

The standard machine configuration includes:

CAB

- Comfort seat with adjustable headrest
- Adjustable steering column
- Analogue joypad
- Adjustable sunblind
- Heating
- Air conditioning
- FM/AM radio with USB and Bluetooth connectivity
- Ambient LED lights
- USB Type-A and Type-C (5 V) inputs

REAL TIME INFORMATION

- Touchscreen, 7"
- MCTS – Magni Combi Touch System on-board software
- Automatic RFID tools recognition system
- LMI – Load Moment Indicator
- LLD – Live Load Diagram
- Onboard and remote integrated diagnostics

TECHNICAL SPECIFICATIONS

- Q-Fit standard
- Provision for platform
- Advanced three-line CAN BUS system
- Automatic levelling system for outriggers
- Automatic front and rear wheel alignment
- Chassis sideshift system
- Automatic parking brake
- Mechanical battery cut-off in engine compartment
- Electrical system: 24 V – IP67

SERVICE

Warranty: 24 months/2,000 hours