

C-1540P

CONE CRUSHER



STRONG **HERITAGE**, STRONG **FUTURE**

 **FINLAY**[®]
A TEREX BRAND

C-1540P

CONE CRUSHER



The Finlay® C-1540P mobile cone crusher has a proven pedigree in aggregate and ore surface mining applications. This efficient and productive machine incorporates the proven Terex® 1000 cone crusher with direct variable hydrostatic drive, automatic tramp relief and hydraulic closed side setting (CSS) adjustment.

The Finlay C-1540P can be fitted with an optional patented pre-screen module which allows fines materials to bypass prior to being fed to the crushing chamber offering better wear rates in the crushing chamber.

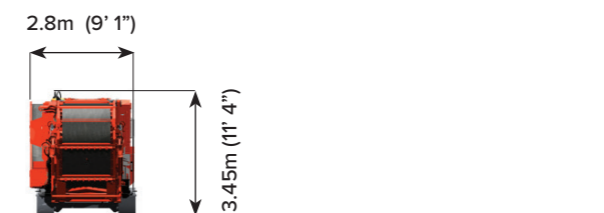

The large hopper/feeder has an automated metal detection and a purge system to protect the cone and reduce downtime by removing metal contaminants via the purge chute.

Additional benefits include, rapid set up time, ease of maintenance, high reduction ratio, high output capacity and advanced electronic control system.

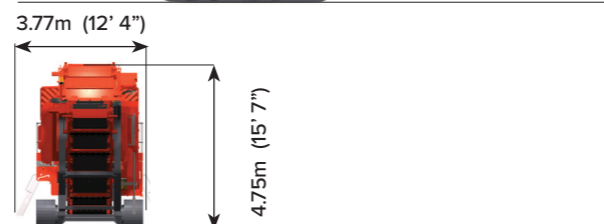

FEATURES:

- Direct hydrostatic cone drive with variable speed control gives efficient production and application versatility.
- Optional pre-screen module maximises production and reduces wear on the chamber by removing fine material before it enters the cone.
- Metal detection system on feed belt with 'auto-stop' protects the cone from tramp metal and the purge system removes contaminants from the machine.

TRANSPORT DIMENSIONS



WORKING DIMENSION



MACHINE WEIGHT: 40,220kg (88,670lbs)
(with optional pre-screen)

1 HOPPER/FEEDER

Hopper capacity: 5m³ (6.5yd³)
Width at rear: 2.45m (8')
Belt Width: 1.05m (42")
Working Angle: 24° (Pre-screen feed), 21° (Direct feed)
Drop down rear door for auxiliary crusher feed
Crash bar fitted to reduce impact load on feed conveyor

2 METAL DETECTOR AND CONTAMINANTS PURGE CHUTE

Metal detection system on feed belt with 'auto-stop' protects the cone from tramp metal and the purge system removes contaminants from the machine.

3 CONE CHAMBER

Terex 1000mm (40") cone chamber
Cone counter shaft Speed Range: 915-1010 rpm
Variable speed control settings for producing a quality aggregate
On the fly' hydraulically adjustable closed side setting with monitoring system

4 UNDERCARRIAGE

Shoe Width: 500mm (20")
Tracking Speed: 0.8 km/h
Gradeability: 25°

5 PRE-SCREEN SYSTEM

Top deck: 1.83m x 1.22m (6' x 4')
The pre-screen module will maximise production through the cone by removing as much fine material as possible before it enters the cone chamber. This will also reduce wear within the cone chamber


6 MAIN CONVEYOR

Belt: 900mm (36")
Discharge Height: 3.3m (10' 10")
Impact bars and wear resistant liners at feed point
Dust suppression: fitted with hose and spraybars as standard (no pump supplied)
Standard Stockpile capacity: 53.5m³ (70yds³) 40°



T-LINK TELEMATICS

T-Link telematics hardware and software along with free seven year data subscription are fitted and installed as standard.





The material in this document is for information only and is subject to change without notice.

Finlay® assumes no liability resulting from errors or omissions in this document, or from the use of the information contained herein.

Due to continual product development we reserve the right to change specifications without notice. Product performance figures given in this brochure are for guidance purposes only, this information does not constitute an expressed or implied warranty or guarantee, but shows test examples. These results will vary depending on application. Photographs are for illustrative purposes only; some or all of the machines in the illustrations may be fitted with optional extras. Please check with your Dealer for details on optional extras.

Published and Printed in 2022

www.terex.com/finlay

E: sales@terexfinlay.com

T: +44 28 82 418 700

